



Large undeveloped oil position provides the platform for significant value generation



Equity Raising Presentation

March 2018

Important Notice and Disclaimer



This presentation has been prepared by Australis Oil & Gas Limited ACN 609 262 937 (ASX: ATS) (**Australis**).

Summary of information: This presentation contains general and background information about Australis' activities current as at the date of the presentation and should not be considered to be comprehensive or to comprise all the information that an investor should consider when making an investment decision. The information is provided in summary form, has not been independently verified, and should not be considered to be comprehensive or complete. The information in this presentation remains subject to change without notice. Australis is not responsible for providing updated information and assumes no responsibility to do so.

Not financial product advice: This presentation is not financial product advice, investment advice or a recommendation to acquire Australis securities or any other financial product and has been prepared without taking into account the objectives, financial situation or needs of individuals. Before making an investment decision prospective investors should consider the appropriateness of the information having regard to their own objectives, financial situation and needs, and seek legal, taxation and financial advice appropriate to their jurisdiction and circumstances. Australis is not, and is not required to be, licensed in Australia to provide financial product advice in respect of its securities or any other financial products. Where available, recipients should obtain a copy of and consider any relevant disclosure document before making any decision to acquire a financial product. Cooling off rights do not apply to the acquisition of Australis securities. Australis assumes that the recipient is capable of making its own independent assessment, without reliance on this document, of the information and any potential investment and will conduct its own investigation.

Disclaimer: Australis and its related bodies corporate and each of their respective directors, agents, officers, employees and advisers expressly disclaim, to the maximum extent permitted by law, all liabilities (however caused, including negligence) in respect of, make no representations regarding, and take no responsibility for, any part of this presentation and make no representation or warranty as to the currency, accuracy, reliability or completeness of any information, statements, opinions, conclusions or representations contained in this presentation. In particular, this presentation does not constitute, and shall not be relied upon as, a promise, representation, warranty or guarantee as to the past, present or the future performance of Australis.

Future performance: This presentation contains certain forward-looking statements and opinion. Generally, words such as "anticipates", "expects", "intends", "plans", "believes", "seeks", "estimates", "potential" and similar expressions are intended to identify forward-looking statements. The forward-looking statements, opinion and estimates provided in this presentation are based on assumptions and contingencies which are subject to change without notice, as are statements about market and industry trends, which are based on interpretations of current market conditions. Forward-looking statements, including projections, forecasts and estimates, are provided as a general guide only and should not be relied on as an indication or guarantee of future performance and involve known and unknown risks, uncertainties and other factors, many of which are outside the control of Australis. Except as required by law or regulation, Australis assumes no obligation to release updates or revisions to forward-looking statements to reflect any changes. Past performance is not necessarily a guide to future performance and no representation or warranty is made as to the likelihood of achievement or reasonableness of any forward-looking statements or other forecast.

Not an offer: This presentation is for information purposes only. This presentation is not, and should not be considered as, an offer or an invitation to acquire securities in Australis or any other financial products and neither this document nor any of its contents will form the basis of any contract or commitment. This presentation is not a prospectus or any other disclosure document (as defined in the Corporations Act 2001 (Cth)) and does not contain all the information which would be required to be contained in a prospectus or disclosure document. Offers of securities in Australis will only be made in places in which, or to persons to whom it would be lawful to make such offers. Neither this presentation nor any of its contents may be reproduced or used for any other purpose without the prior written consent of Australis.

No distribution in the US: This investor presentation is not an offer of securities for sale in the United States. Any securities to be issued by Australis have not been and will not be registered under the US Securities Act of 1933, as amended (the "US Securities Act") and may not be offered or sold in the United States absent registration or an exemption from registration under the US Securities Act. No public offer of the securities is being made in the United States and the information contained herein does not constitute an offer of securities for sale in the United States. This investor presentation is not for distribution directly or indirectly in or into the United States or to US persons.

Monetary values: Unless otherwise stated, all dollar values are in United States Dollars (US\$). The information in this presentation remains subject to change without notice.

Risk factors: An investment in Australis securities involves a high level of risk. Several factors could cause the actual results, performance or achievements of Australis to be materially different from any future results, performance or achievements that may be expressed or implied by statements and information in this presentation. Should one or more of these risks or uncertainties materialize, or should underlying assumptions prove incorrect, actual results may vary materially from those described in this presentation. Please refer to slide 36 for a non-exhaustive description of certain risk factors associated with Australis and its investors



Transaction Overview

Australis Oil & Gas Overview

Tuscaloosa Marine Shale (TMS)

Portugal

Appendix

Financing Transaction Overview & Timetable



Australis to raise A\$39.2 million through a private placement to existing and new investors

- Australis to raise A\$39 million (US\$31 million^(A)), before costs of the issue, through a private placement to institutional and sophisticated investors of 115.28 million new ordinary shares at A\$0.34 per share (5.6% discount to the closing price on 16 March 2018)
- The significantly oversubscribed issue is not underwritten and has been strongly supported by both existing shareholders and new investors
- Funds raised from the equity placement will be used to finance the commencement of drilling in Australis’ TMS acreage in the second half of 2018
- In addition to the placement, Australis is investigating additional funding sources to assist in the financing of TMS drilling activities
 - The equity funds raised will assist with securing better terms with potential financiers
- Initial sites have been identified for a drilling program of 4 to 10 wells within the TMS core, with initial wells expected to be spud in the second half of 2018
- Australis currently has no debt and pro-forma cash following placement settlement (net of issue costs) of US\$47 million

Indicative Financing Timetable

Trading Halt	Pre open ASX trading 19 March 2018
Australian and international offer opens	10:00 am (AEDT), Tuesday 20 March 2018
Deal Roadshow (Australia)	Tuesday 20 – Wednesday 21 March 2018
Australian and international offer closes	5pm (AEDT), Wednesday 21 March 2018
ASX announcement of Placement and return to trading	Thursday 22 March 2018
Settlement Date	Thursday 29 March 2018
Allotment Date	Tuesday 3 April 2018

(A) AUD:USD exchange rate of 0.78 (March 2018)

Australis Indicative Capital Structure



Indicative capital structure following equity placement

Shares and Options	Shares (millions)	Options (millions) ^(A)	Ownership %	
			Pre options	Post Options
<i>On Issue:</i>				
- Directors & Management	100.2	88.0	11.2%	18.9%
- Existing Shareholders	678.4	14.6	75.9%	69.5%
<i>Placement</i>				
- New Shares ^(B)	115.3	-	12.9%	11.6%
Total	893.9	102.6	100%	100%

Notes:

(A) Exercise price of options ranges from A\$0.25 to A\$0.40 and are set out in detail in the Appendix

(B) For the purposes of this indicative capital structure, it is assumed that Australis issues 115.28 million shares (under its 15% placement capacity pursuant to ASX Listing Rule 7.1)

Transaction Overview



Australis Oil & Gas Overview

Tuscaloosa Marine Shale (TMS)

Portugal

Appendix



Investment Highlights



Positioned for significant value accretion

Operator of Quality Assets	<ul style="list-style-type: none">▪ Largest acreage holder in the 'core' of the Tuscaloosa Marine Shale (TMS)▪ TMS oil production per well similar to the best areas within US shale such as Eagle Ford▪ Robust TMS production with 4 million bbls (valued at US\$80MM NPV10) PDP + PDNP Reserves¹▪ TMS is liquids rich (>95% oil)
Significant Upside	<ul style="list-style-type: none">▪ Significant reserves portfolio¹: 1P - 29 MMbbl and 2P - 47 MMbbl▪ 2C Contingent Resource: TMS of 98 MMbbl oil¹ and Portugal of 458 Bcf²▪ 95,000 net acres equates to 350 future economic net TMS well locations each with base case NPV10 of US\$6.5MM^A▪ Further upside: well downspacing, production improvements and lower costs per well, consistent with other prolific plays onshore USA
Proven Execution Capability	<ul style="list-style-type: none">▪ Board and management were the founders and key executives of Aurora Oil & Gas▪ Experienced in identifying, developing, operating, funding and monetising oil & gas assets▪ Proven track record in building shareholder value (Aurora A\$0.20/share to A\$4.20/share)
Disciplined Capital Management	<ul style="list-style-type: none">▪ Operatorship provides control and flexibility over capital deployment▪ Primary focus on strong liquidity and balance sheet▪ Cash of US\$17 million (US\$47 million post placement) and positive field cashflow▪ Development optionality
Pathway to Shareholder Value	<ul style="list-style-type: none">▪ ATS leases a large strategic acreage position in the productive core with 145 million bbls of recoverable oil in ground³ which the most recent reserves report demonstrates is economic to develop at current oil price.▪ Portugal acreage contains large discovered and tested gas accumulations in a country importing 100% of its oil and gas needs

A): at US\$65/bbl WTI and \$11m Capex, EUR of 656 Mboe

Company Snapshot



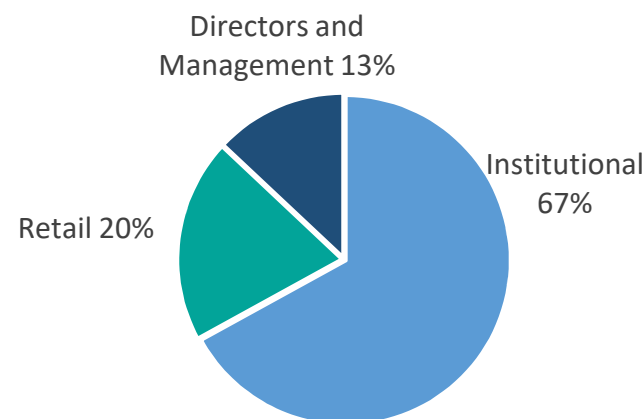
Australis has existing reserves, production and revenue, no debt and a strong institutionally dominated register with significant capital contribution from Board & Management

- Founded in 2014, listed on the ASX in July 2016
- Executing on strategy of securing an inventory of future well locations, at an accretive purchase price, which have strong economics and upside
- Built a material position in the TMS through acquisitions and an active leasing program in 2016 and 2017 with independent reserves¹ as follows:
 - 1P Reserves: 29 MMbbl
 - 2P Reserves: 47 MMbbl
 - 3P Reserves: 60 MMbbl
 - 2C Resources: 98 MMbbl
- Gas discovery in Portugal - 458 Bcf 2C Contingent Resource²
- Strong balance sheet and cash flow
 - Net cash of US\$17 million (US\$47 million post placement)
 - Free cash flow from production and discretionary capex
- Focus for next 6 months
 - Further consolidate land position – acreage and term
 - Source additional funding for TMS drilling program to reinforce TMS economics and add to HBP position

Capital Structure – pre placement

Ordinary Shares ^(A)	779 million
Share Price at 16 March 2018	A\$0.36
Market Capitalization at 16 March 2018	A\$280 million
Total Cash (31 Dec 17) ^(B)	A\$22 million
Total Debt at 16 March 2018	Nil
Enterprise Value	A\$258 million

Share Register Composition (16 March 2018)



A. Excludes 103 million options (an average strike price of A\$0.30)
 B. Exchange Rate \$0.78 AUD/USD

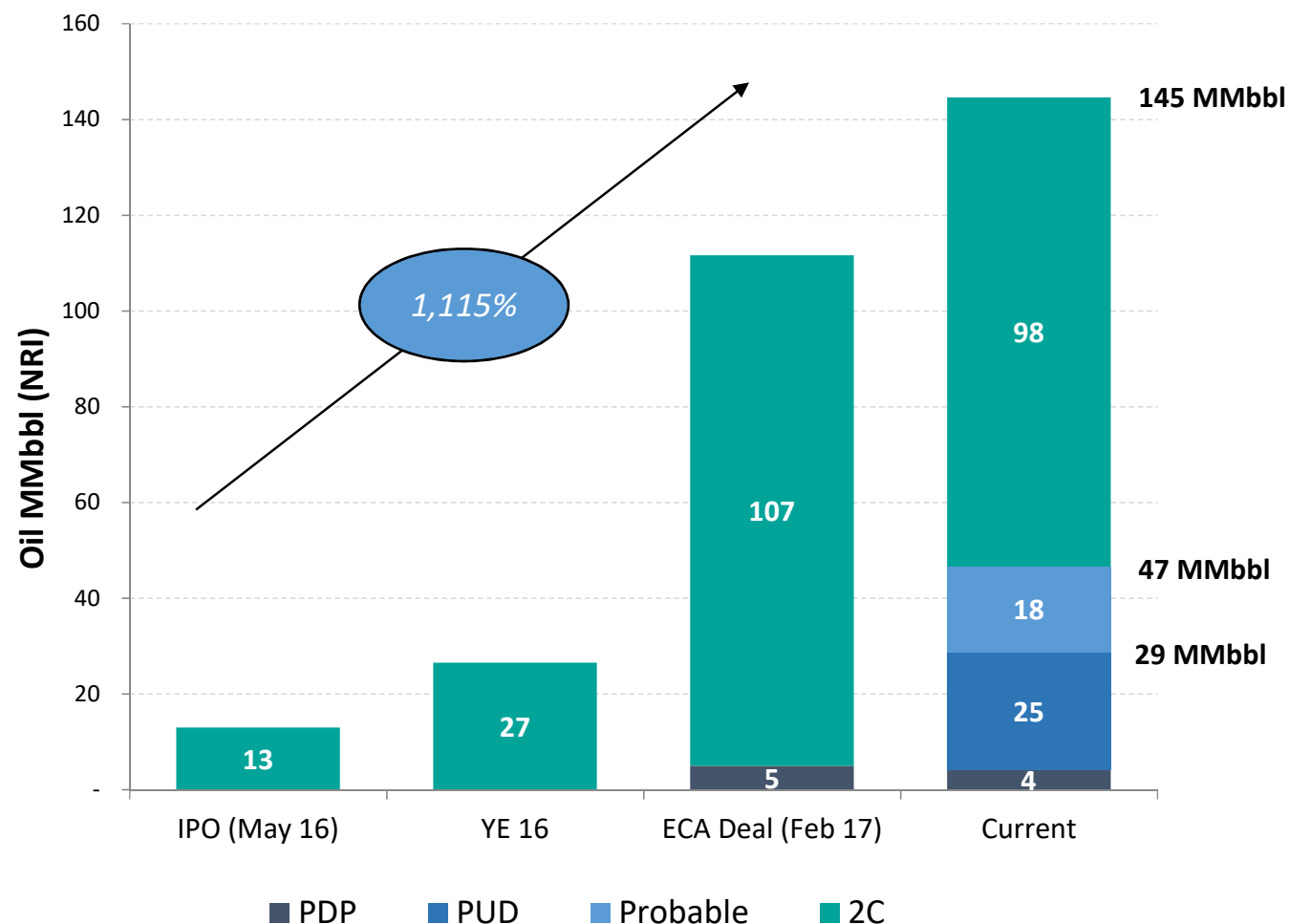
TMS Reserves and Resources



1P net oil reserves of 29 million barrels and 2P net oil reserves of 47 million barrels

- Australis business strategy to accumulate 'oil in the ground' through the lower oil prices is clearly shown by the > 1,000% growth in 2C + 2P since IPO
- Decision to assess development for YE17 update
- Considered approximately 35% of acreage with modest development program within proscribed 5 year timeframe
- Converted in excess of 40 MMbbls to proved or probable reserve category and all locations reviewed were deemed commercial

Evolution of TMS Reserves and Resources (NRI Oil)



Directors & Management



Demonstrated track record in oil & gas

Jon Stewart –Chairman



- >25 years in the upstream oil and gas industry
- Founder and former Chairman and CEO of Aurora Oil & Gas
- Founder & Director of Dana Petroleum and EuroSov Petroleum PLC (CEO) (1999 merger with Sibir Energy PLC - MD)
- EY 2014 Australian Entrepreneur of the Year – Listed Company Category
- Qualified Chartered Accountant

Graham Dowland – CFO & Finance Director



- >25 years experience in the oil and gas industry
- Founding and former Finance Director of Aurora Oil & Gas
- Former Executive Director of Hardman Resources NL
- Former Finance Director of EuroSov Petroleum PLC and Sibir Energy PLC
- Qualified Chartered Accountant

Ian Lusted – Managing Director & CEO



- >25 years in the upstream oil & gas industry
- Former Technical Director of Aurora Oil & Gas
- Founder of Leading Edge Advantage, an advanced drilling project management consultancy
- Founder and Technical Director Cape Energy, a private equity backed oil and gas company
- Drilling engineer / supervisor at Shell International

Alan Watson – Non-Executive Director



- 30 years previous experience in international investment banking
- Former Non Exec Director of Aurora Oil & Gas
- Chairman of Pinnacle Investment Management Group Limited (ASX:PNI)

Michael Verm – Chief Operating Officer



- 36 years experience in the oil & gas industry
- Petroleum Engineer
- Former COO of Aurora Oil & Gas
- Former President and Managing Director of Kerr-McGee China Petroleum

Steve Scudamore – Non-Executive Director



- Over 3 decades experience in Corporate Finance with KPMG Australia, London and PNG
- Senior roles with KPMG include Chairman (WA) and National head of valuations
- Former Non Exec Director of Aquila Resources
- Non Executive Director at Altona Mining

Transaction Overview

Australis Oil & Gas Overview



Tuscaloosa Marine Shale (TMS)

Portugal

Appendix

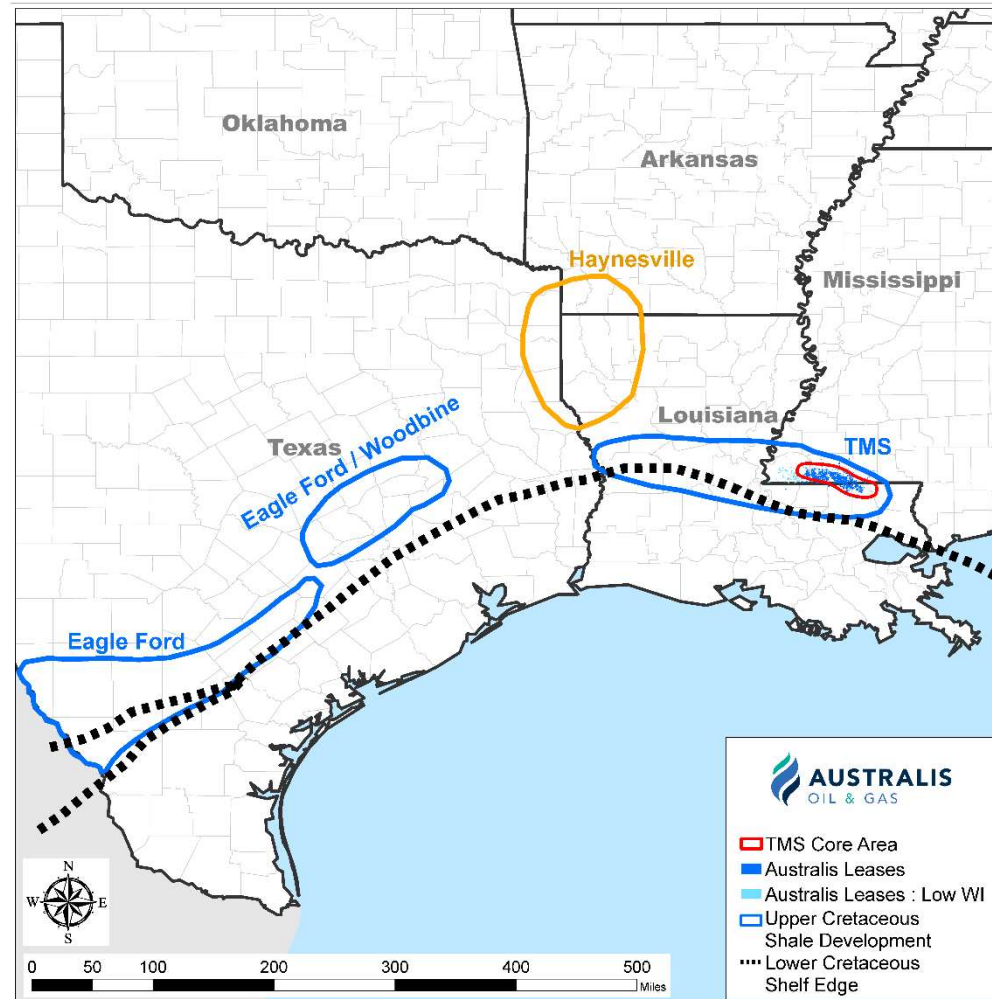


What is the TMS?

The TMS is an emerging shale play. The “Core” is comparable with other prolific shale plays in the US

- Onshore basin - Louisiana and Mississippi
- On trend with Eagle Ford Basin in Texas, similar depositional history and age
- 80 horizontal wells have been drilled 2010 to 2014 and have delineated the Core Area
- Performance from the early drilled wells was variable and unusually binary. Either in or outside of the core area
- The most recent wells have been drilled in the core of the TMS (within Australis’ acreage) in 2014. They have demonstrated consistently high oil productivity and downward trending well costs

TMS Location

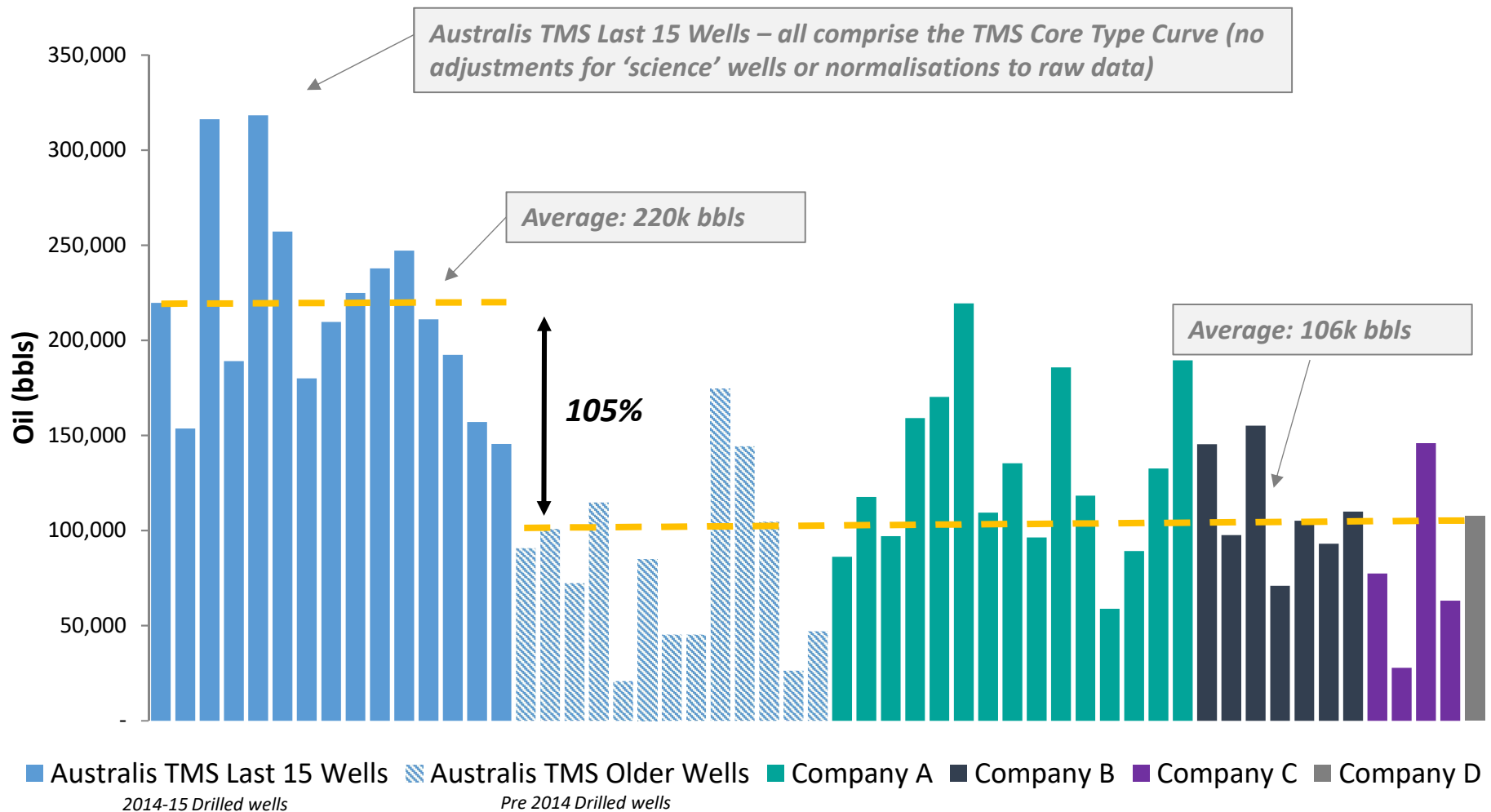


Australis TMS Well Performance



The last 15 wells drilled within Australis' core acreage demonstrate significantly higher average productivity than the average of other TMS wells drilled in Mississippi

Individual 24 Month Cumulative Production Per Well – TMS Mississippi^{4,5}

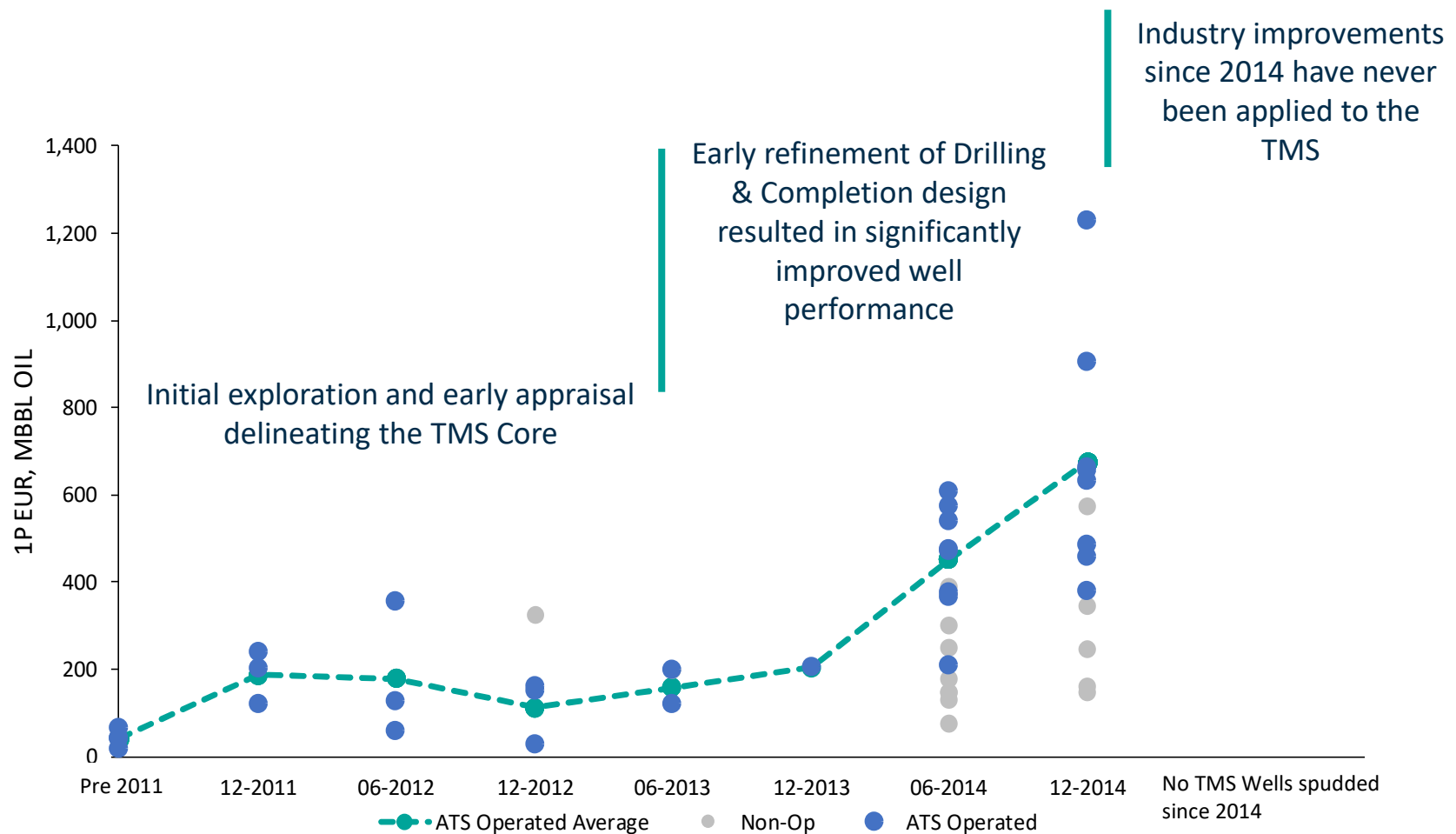


TMS Oil Productivity Improvement Over Time



Following initial delineation of the TMS Core, the early refinement of Drilling and Completion design resulted in significantly improved well performance

Ryder Scott 1P EUR for Australis TMS wells by Spud Date*



* 1P EUR per well as per Ryder Scott Reserves Report¹. All calculation of averages and graphical representation by Australis.

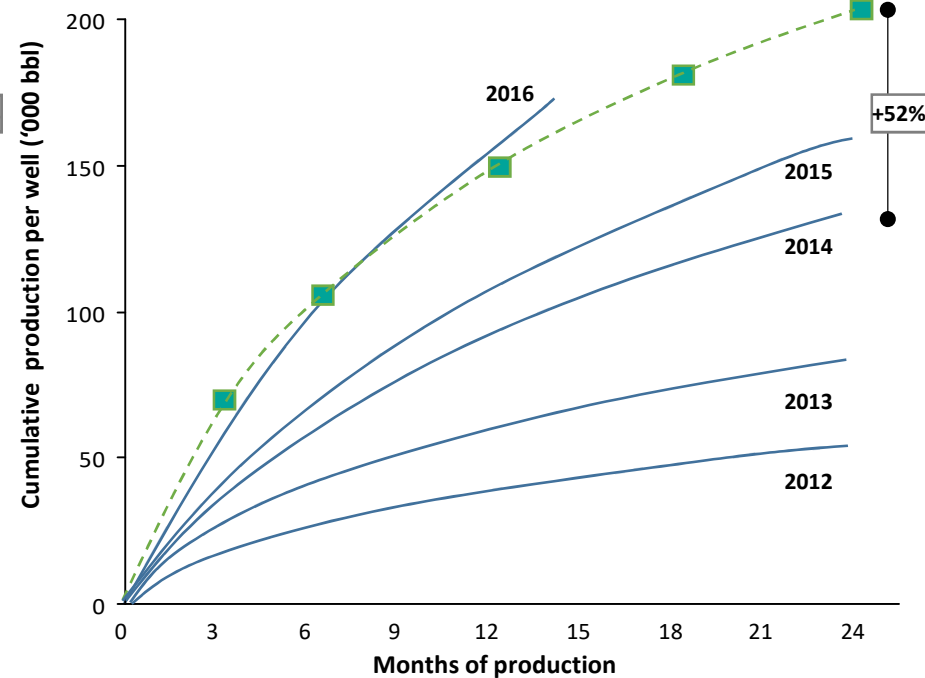
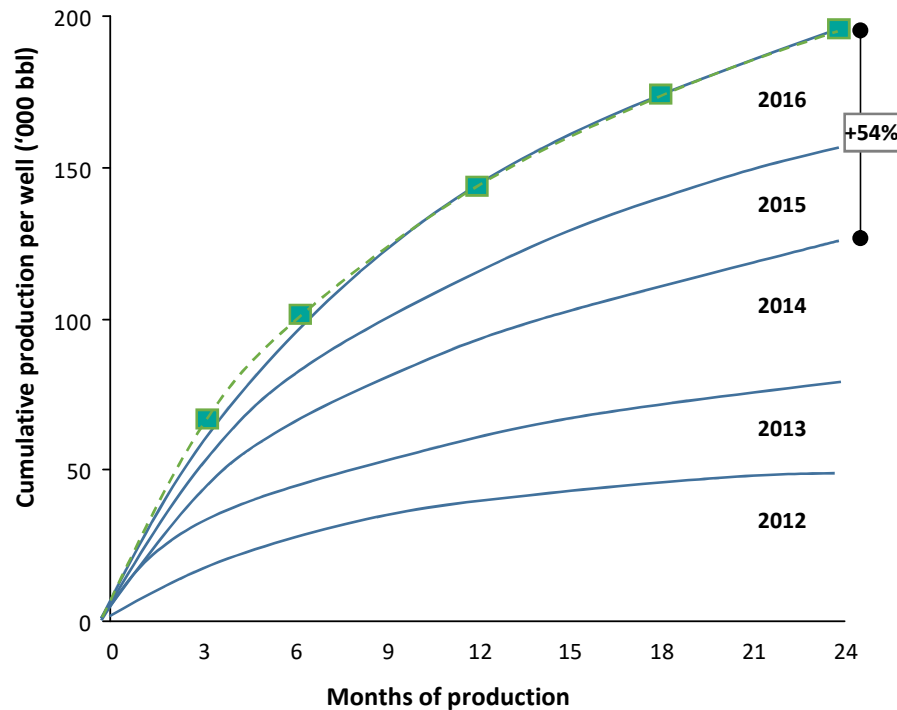
TMS Oil Productivity Compared to Permian



The average production from Australis' TMS wells drilled in 2014 are significantly higher than Permian wells drilled at the same time. Industry improvements since 2014 have never been applied to the TMS

Midland Basin

Delaware Basin



■ - - - ■ *ATS history matched TMS Core Type Curve (see appendix)*

Source: Pioneer Natural Resources, Morgan Stanley, Australis Oil & Gas

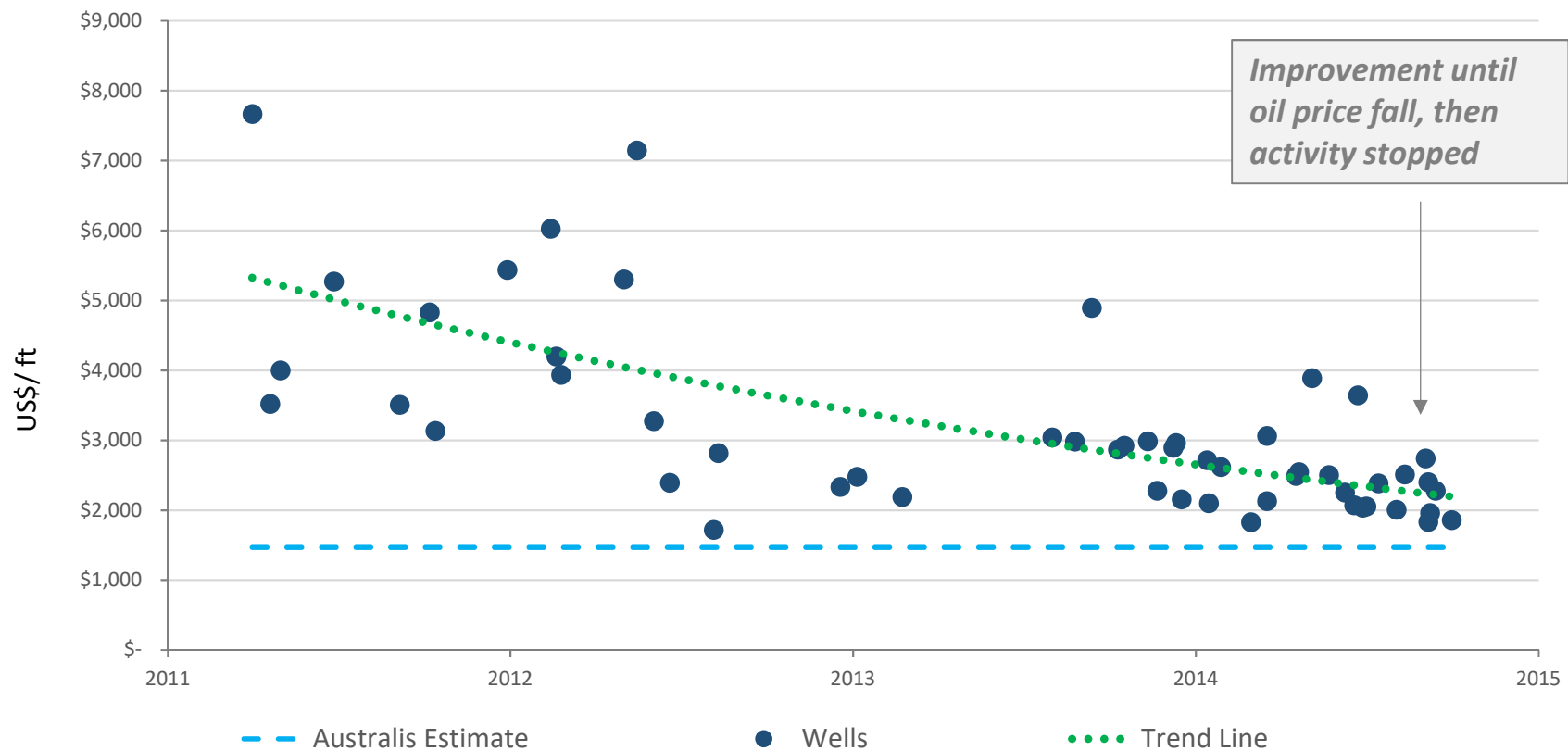
Capital Cost Profile of Early TMS Wells



Well costs have trended downwards over time in line with other plays

- Australis conservative well cost estimate – US\$11MM for a single well (US\$1,467/ft)⁶
- Other play participants quoted US\$8.7MM⁷
- No TMS wells have been drilled in the current lower cost environment (i.e. post 2014)

TMS total well costs 2011 - 2014⁶



Australis TMS Land Position



Australis holds a dominant land position within the core of the TMS, with significant undeveloped oil

Australis TMS as at 31 December 2017		Australis TMS Position	
Reserves¹	Net Oil		
PDP	4 million bbls US\$80 million (NPV10)		
1P Reserves	29 million bbls		
2P Reserves	47 million bbls		
3P Reserves	60 million bbls		
Resources¹			
2C Resources	98 million bbls		
Strategic Position	Net Acres		
HBP	27,600 acres		
Total Core Area ¹⁰	95,000 acres		
Future Net Well Locations ^A	350		
Single Well EUR	656,000 bbls		

Future wells economic at current oil prices without any assumed productivity improvements

(A) 250 acre spacing, based on 95,000 net acres

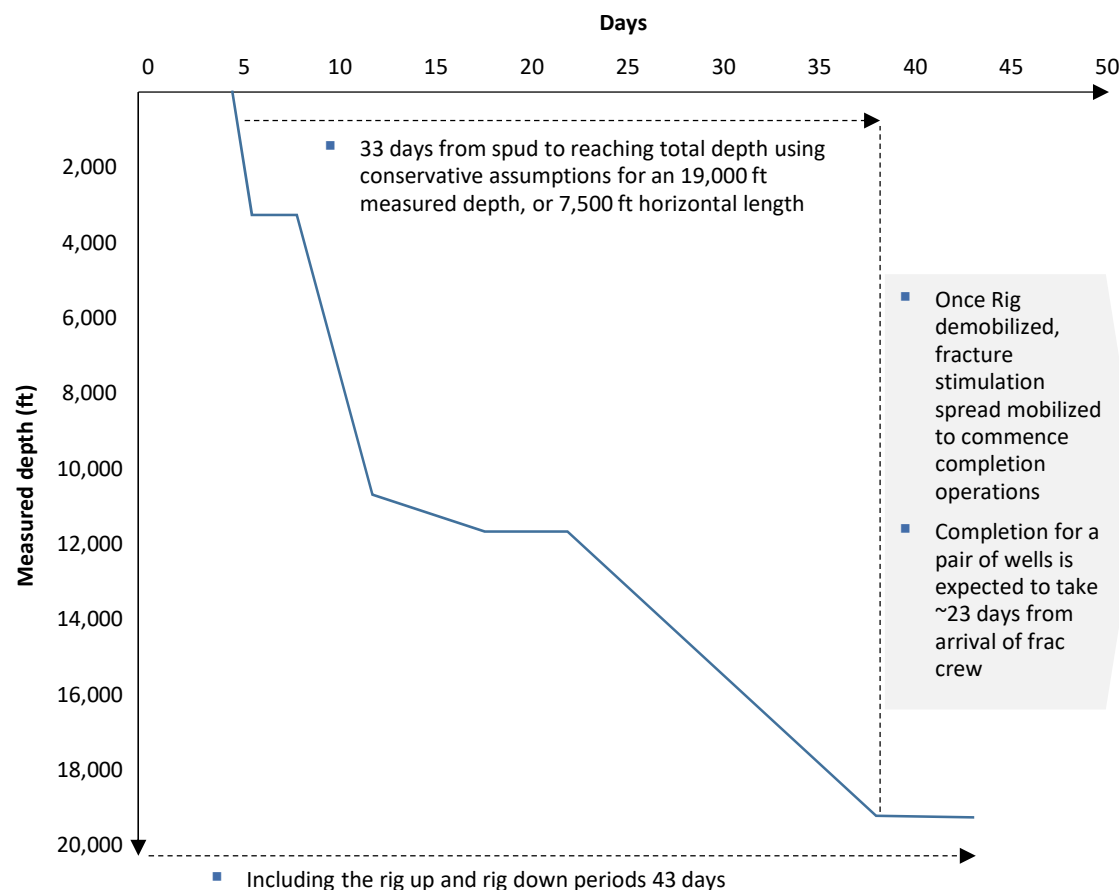
Drilling Program



Australis is planning to commence an initial program of 4 to 10 wells to commence in 2H 2018

- Sites have been identified for a drilling program of 4 to 10 wells within the TMS core
- Commenced the process of permitting drilling locations in Mississippi
- Procurement processes well underway with suppliers and contractors
- Initial wells will be drilled in pairs from the same surface pad, reducing some of the rig move time/costs
- Opportunity to drill top holes using cheaper spudder rig ahead of main rig deployment and subsequent intermediate/production hole sections will be batch drilled.
- Wells will be stimulated and commence production in pairs once drilling activity is completed
- Surface facilities will be shared between the wells on a surface pad with many elements installed before operations commence
- The well depths vary but the TMS core area is between 11,200 to 12,200 ft vertical depth
- Horizontal lengths vary depending on unit size with the base case 7,500 ft

Single Well Drilling & Completion Summary



Financing the Initial Drilling Program



Several potential financing alternatives are under assessment

- A disciplined approach to capital management is being applied to the evaluation and negotiation of the potential financing alternatives available. Australis aims to appropriately balance:
 - Maximising the committed level of funding and its availability whilst optimising the duration of any debt facility
 - The flexibility of terms including security provisions and covenants
 - Minimising the cost to access, use and refinancing the initial debt funding
- Financing alternatives under assessment include, but are not limited to:
 - A high yield unsecured bond issue in the Nordic market
 - Reserve based lending (RBL)
 - Senior Secured Term loan
 - DrillCo financing^A
 - Farm-out to an industry partner in return for a carried drilling program
- A summary of likely terms for the types of debt financing alternatives are described in the appendix
- The progress of the evaluation and negotiation of these alternative is at various stages:
 - Certain discussions have progressed to provisional due diligence and the negotiation of indicative terms
 - Other engagements are at an exploratory stage
 - No alternative is currently near completion of binding documentation or approved by either the potential financiers or Australis
 - Potential financiers include international financial institutions with significant experience and track record in the oil and gas industry. Discussions are not sufficiently advanced to warrant further disclosure at this stage
- It is possible that several of the above potential financing alternatives will be combined to fund the initial and ongoing drilling program

There is no guarantee that any of the above financing alternatives will be finalised

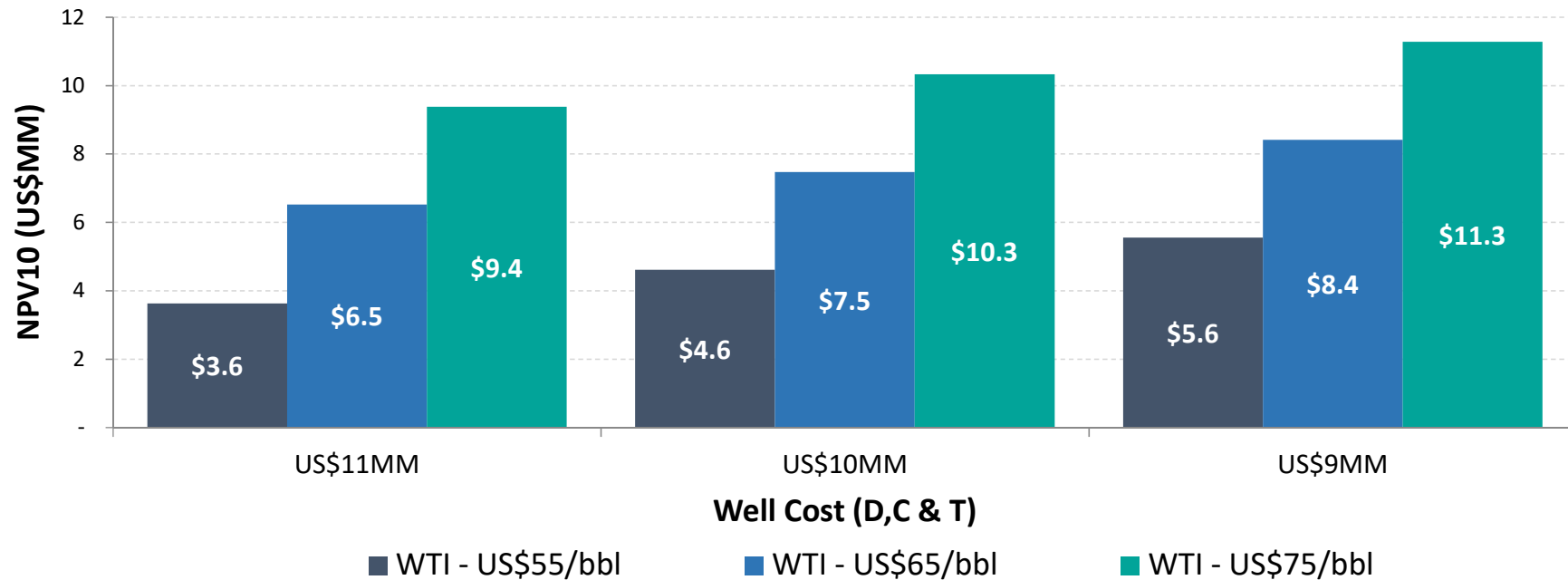
A. DrillCo – means a structure whereby a financing partner funds the drilling of one or more individual wells for a priority production return from the well(s) until the pre-agreed coupon return is achieved and thereafter the return is either capped or is a reduced share of production.

Single Well Economics – TMS Core Base Type Curve*



The TMS Core is highly profitable at current oil prices and current single well cost estimates without assumed productivity improvements, batch drilling or economies that come with development scale

Single Well Economics and Sensitivities



Project IRR (per well)

IRR (%)	Well Cost – US\$11MM	Well Cost – US\$10MM	Well Cost – US\$9MM
WTI - \$55/bbl	24%	30%	39%
WTI - \$65/bbl	37%	47%	60%
WTI - \$75/bbl	53%	66%	84%

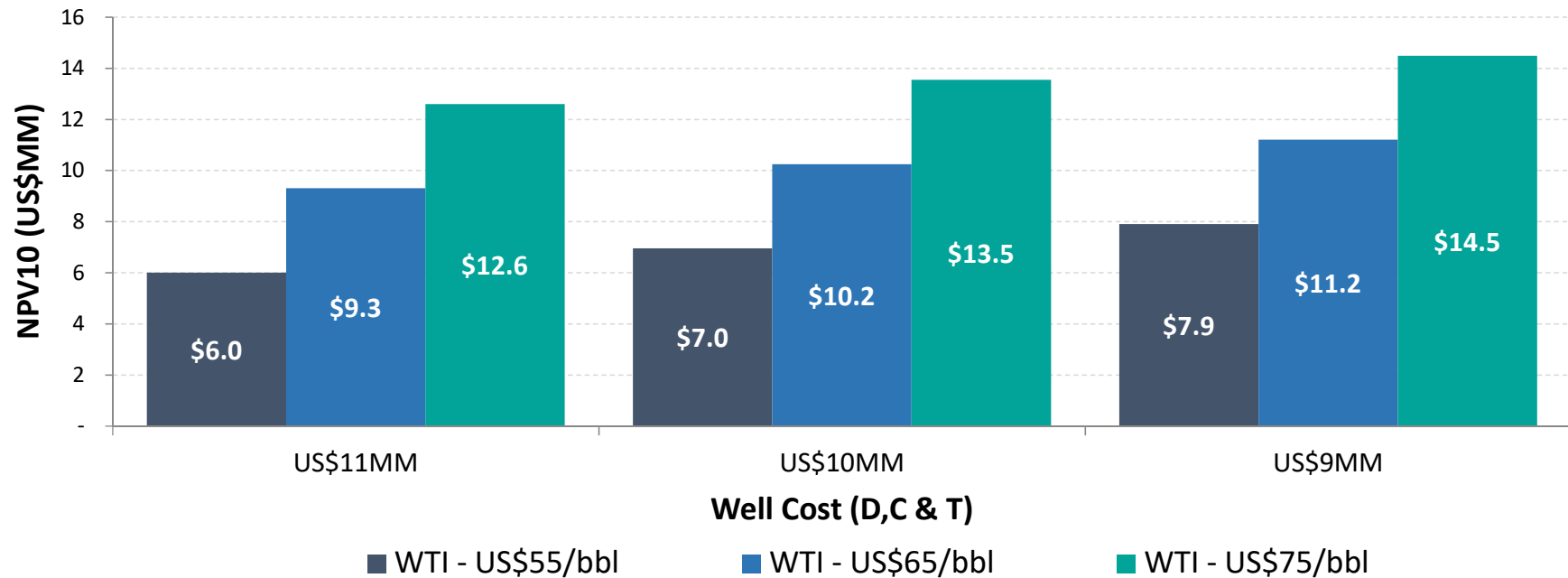
*Base Case Type Curve averages last 15 wells – see Appendix. Prices and costs escalated at 2% p.a

Single Well Economics – TMS Productivity Upside⁸



Significant productivity improvements seen across the industry since the last TMS wells were spudded, averaging 22% uplift across 10 resource plays⁹

Single Well Economics and Sensitivities – Assumed 15% Production Improvement



Project IRR (per well)

IRR (%)	Well Cost – US\$11MM	Well Cost – US\$10MM	Well Cost – US\$9MM
WTI - \$55/bbl	35%	43%	56%
WTI - \$65/bbl	52%	65%	84%
WTI - \$75/bbl	74%	92%	117%

Pathway to Value

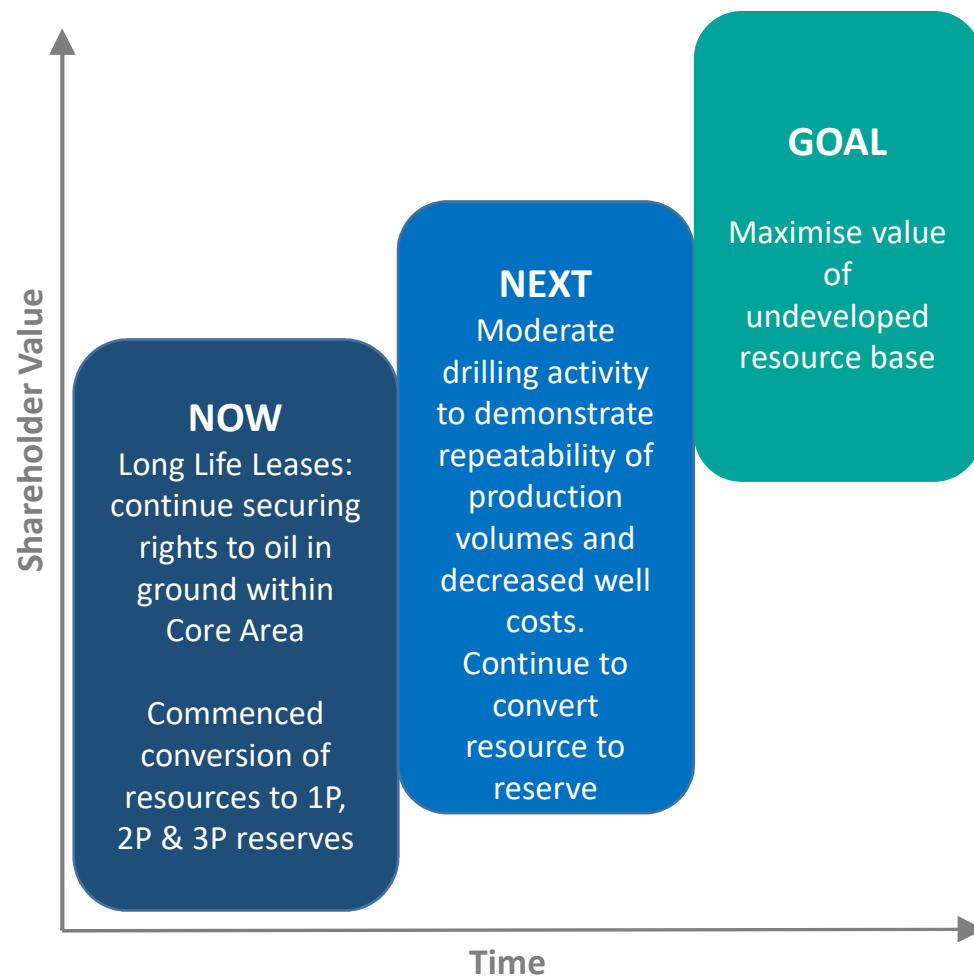


TMS Core acreage has significant upside with multiple catalysts to create and increase value

Value Catalysts

Oil Price	<ul style="list-style-type: none"> Likely to continue to recover as the global supply market rebalances
Well Cost Reductions	<ul style="list-style-type: none"> Continued refinement in design based on practice improvements over last 3 years Well locations and design optimized & economies of scale in full field development Optimised design never implemented in existing cost environment
Well Performance	<ul style="list-style-type: none"> Type curves based on historical average well productivity only - EUR Technology improvements over last 3 years not yet trialled in TMS
Well Spacing	<ul style="list-style-type: none"> 250 acres per well is only 8% oil-in-place recovery Potential for higher recovery, Eagle Ford acre spacing of 20-60 acres per well and up to 30% recovery
Additional Core Acreage	<ul style="list-style-type: none"> Additional TMS Core acres held but not included in analysis

Growth Strategy



Transaction Overview

Australis Oil & Gas Overview

Tuscaloosa Marine Shale (TMS)



Portugal

Appendix



Portugal Concessions Overview

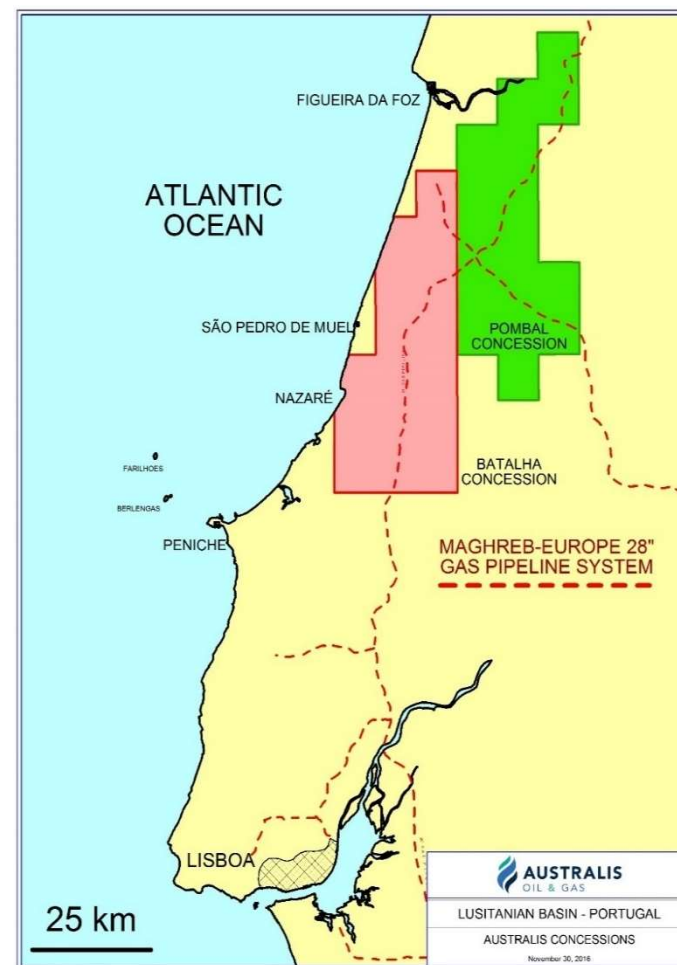


Australis owns two concessions onshore Portugal with significant development potential

Asset Highlights

Significant Gas Resource	<ul style="list-style-type: none"> Large in-place discovered and tested gas accumulation with 2C resources of 458 Bcf Limited exploration activity but regular oil and gas shows and tests demonstrate an active hydrocarbon system
Multiple Plays	<ul style="list-style-type: none"> Appraisal of a basin centered gas play in the post-salt early Jurassic Lias formation, with significant in place hydrocarbons Conventional gas prospectivity in the deeper pre-salt Silves formation, with potential for material hydrocarbon volumes
Established Infrastructure	<ul style="list-style-type: none"> Gas pipeline infrastructure with excess capacity crosses both concessions Modern road system with easy access to exploration and development areas
Favourable Gas Markets	<ul style="list-style-type: none"> All oil and gas currently imported, domestic market undersupplied No export restrictions Attractive commodity pricing above US\$7/GJ
Superior Fiscal Regime	<ul style="list-style-type: none"> Royalties 0-9%, 21% corporate tax No government participation

Asset Location



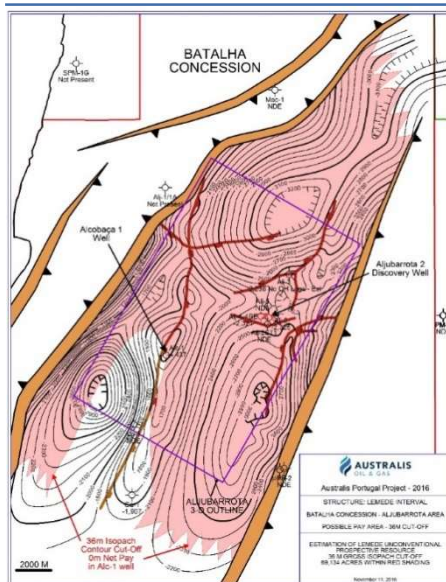
Portugal Prospectivity & Volumetrics

Appraisal of a gas discovery with multiple nearby prospects and leads with a significant resource base

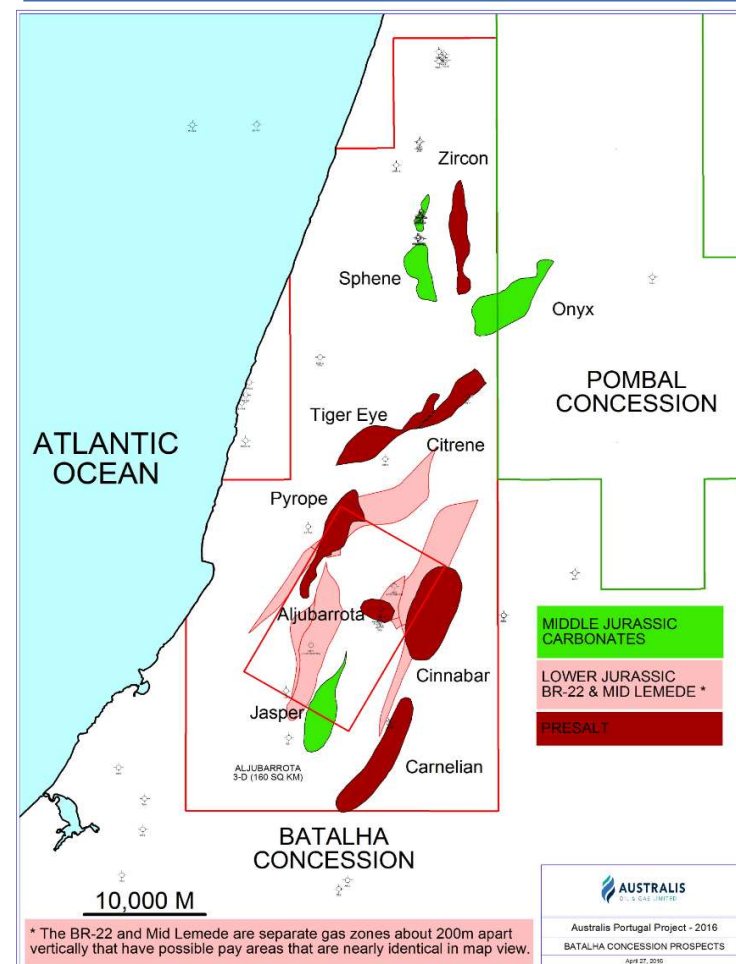
Proposed Work Program

- Drill and test the gas discovery with a vertical well
- Drill and core a deep Lamede well in a Lower Jurassic depocenter in the Pombal concession

Batalha Gas Discovery



Batalha Concession Prospects



Volumetrics 2, 11

	Net Contingent Resources			Net Risked Prospective Resources		
	1C	2C	3C	Low	Best	High
Oil (MMbbl)	-	-	-	19.2	126.4	448.4
Gas (Bcf)	217.4	458.5	817.7	104.3	466.0	1,632.4
Oil Equivalent (MMboe)	36.2	76.4	136.3	36.6	204.1	720.4

Note: It should be noted that the estimated quantities of petroleum that may be potentially recovered by the future application of a development project may relate to undiscovered accumulations. These estimates should have the associated risk of discovery and development. Further exploration and appraisal is required to determine the existence of a significant quantity of potentially moveable hydrocarbons.

Transaction Overview

Australis Oil & Gas Overview

Tuscaloosa Marine Shale (TMS)

Portugal

Appendix



US DOT 480979

Genesis Energy Oil, L.P.



TMS Core Type Curve



Summary of monthly oil production data for the most recent 15 Encana operated modern offset Mississippi wells

Well Name	Lewis 7-18H 1	Pintard 28H 2	Lyons 35H 2	Pintard 28H 1	Longleaf 29H 1H	Longleaf 29H 2H	Mathis 29-32H	Mathis 29-17H	Lawson 25-13H*	Ash 13H 1*	Ash 13H 2	Sabine 12H 1*	Sabine 12H 2	McIntosh 15H*	Reese 16H*	Average	Cumulative
State	Mississippi																
Months of Production	24	24	24	24	24	24	24	24	24	24	24	24	24	24	24		
Stimulated Lateral Length	8,263	8,215	5,485	5,492	6,955	7,138	6,170	9,081	9,754	7,066	7,194	6,815	7,425	7,585	6,167		
	Produced Volume (bbls)																
Total	184,591	247,164	211,751	144,860	189,035	316,406	151,472	257,162	318,166	205,817	179,767	217,452	237,477	231,009	153,633		
Month 1	2,325	25,027	34,743	22,049	21,594	32,088	3,406	22,677	10,325	10,766	7,922	29,701	27,525	10,787	5,640	18,438	18,438
Month 2	28,807	32,397	24,536	13,386	20,754	33,798	26,701	34,715	37,986	27,317	21,417	23,313	25,174	31,074	19,422	26,720	45,158
Month 3	17,804	22,678	17,400	8,385	14,660	26,187	16,437	23,901	32,280	22,186	17,098	16,528	18,136	22,652	13,944	19,352	64,510
Month 4	15,003	18,816	14,431	10,221	11,749	19,532	11,692	18,134	25,061	6,934	13,663	14,908	16,570	17,881	10,978	15,038	79,548
Month 5	11,196	15,596	12,121	7,748	10,170	16,443	6,534	15,486	21,038	11,547	12,156	12,292	13,347	14,610	9,168	12,630	92,178
Month 6	9,143	11,908	9,434	6,256	6,311	14,309	8,110	13,950	17,704	13,408	9,048	10,714	11,967	11,942	8,935	10,876	103,054
Month 7	9,013	11,916	8,843	5,554	9,628	10,441	8,175	11,281	14,876	7,155	8,944	8,580	10,385	10,227	9,330	9,623	112,677
Month 8	7,606	11,513	8,487	5,202	8,787	12,431	9,290	10,143	13,648	10,268	8,753	358	9,301	9,154	7,345	8,819	121,496
Month 9	7,695	10,743	7,708	4,747	7,298	14,007	3,883	12,177	11,802	7,396	8,318	9,168	5,253	9,653	7,695	8,503	129,999
Month 10	6,625	8,787	6,176	4,011	7,154	11,524	5,974	9,737	11,020	9,896	7,378	8,264	12,739	10,240	6,007	8,369	138,368
Month 11	5,565	7,373	7,160	4,378	6,848	11,602	6,430	9,224	9,564	9,714	6,561	8,867	9,315	8,776	5,706	7,806	146,174
Month 12	2,583	8,195	7,476	4,053	4,885	9,016	4,085	8,512	12,481	10,001	6,328	8,673	7,838	8,343	5,325	7,182	153,356
Month 13	7,388	6,924	6,393	3,117	6,073	10,379	3,755	7,418	11,882	7,938	6,063	7,241	5,442	5,469	4,321	6,654	160,009
Month 14	4,559	6,502	6,035	4,383	5,842	8,261	5,494	5,933	11,140	2,885	5,322	7,066	8,492	7,166	4,867	6,263	166,272
Month 15	5,405	6,240	5,423	5,420	5,471	8,258	5,089	5,643	9,560	5,575	5,500	6,452	6,276	5,588	4,630	6,035	172,308
Month 16	5,089	5,998	5,379	3,618	5,303	6,731	3,808	5,657	9,495	6,655	4,737	6,268	7,172	5,957	4,458	5,755	178,063
Month 17	4,911	5,347	5,256	4,749	5,389	7,449	3,430	5,089	9,035	6,326	4,337	5,762	6,303	5,604	4,006	5,533	183,596
Month 18	4,029	5,192	4,172	4,423	4,495	8,209	1,656	5,307	8,994	4,805	2,546	5,555	6,054	5,502	3,649	4,973	188,568
Month 19	4,075	4,806	4,433	4,249	4,984	7,778	287	6,633	8,019	6,256	5,213	5,075	5,044	5,394	3,597	5,056	193,624
Month 20	3,992	2,911	4,007	3,887	5,241	6,403	6,383	5,949	7,898	3,807	4,072	5,193	5,708	6,423	3,038	4,992	198,617
Month 21	3,306	5,565	3,848	4,054	4,658	11,950	3,266	5,647	6,423	3,383	3,790	4,842	5,293	5,233	3,072	4,955	203,572
Month 22	0	4,363	3,209	3,786	4,000	12,602	15	3,808	6,358	4,158	3,748	4,586	4,775	4,619	3,110	4,209	207,781
Month 23	4,447	4,394	2,658	3,664	4,314	9,553	4,484	5,456	6,536	3,760	3,386	4,288	4,879	4,462	2,703	4,599	212,380
Month 24	4,025	3,973	2,423	3,520	3,454	7,455	3,088	4,685	5,104	3,681	3,467	3,758	4,489	4,253	2,687	4,004	216,384

Data sourced from Mississippi Oil & Gas Board as of January 2017. Only adjustment made to Pintard 28H1 which was shut in for 8 months so listing Producing months for this well
There is no guarantee future well performance will be consistent with the average of the results of the wells.

* Wells using optimised drilling and completion methodologies

Single Well TMS Core Type Curve

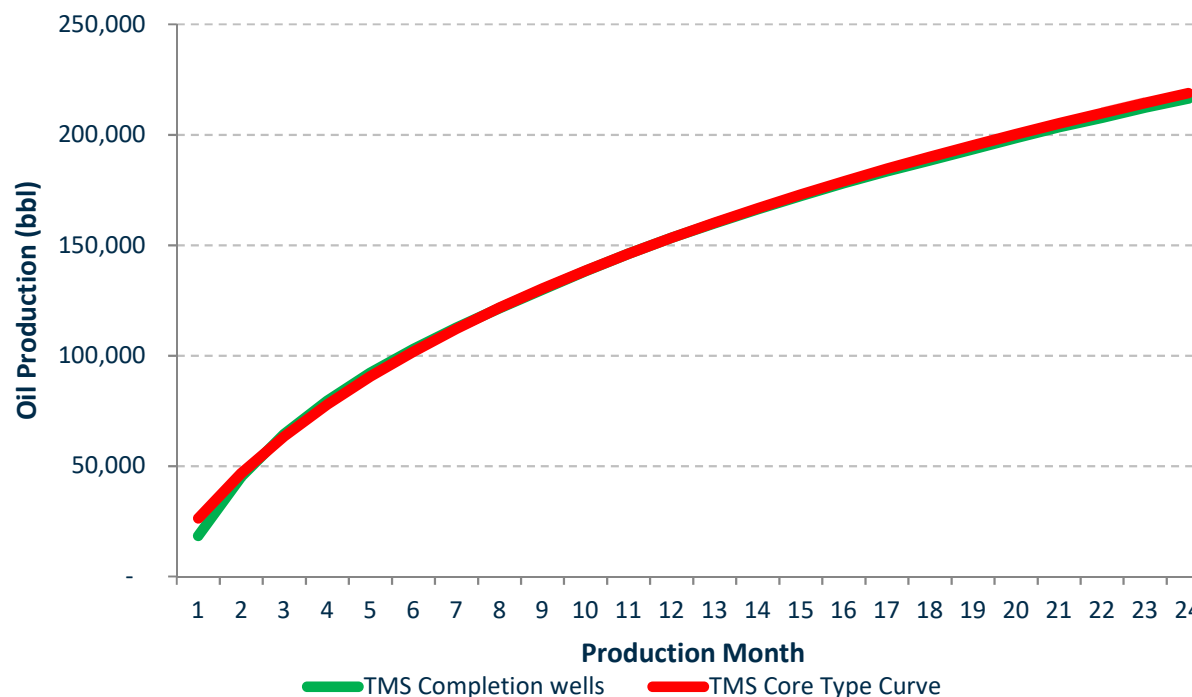


ATS type curve history matched to production from the most recent 15 Mississippi ECA wells

TMS Core TC – Assumptions

- Oil EUR – 610 Mbbls
- Gas EUR – 159 MMscf
- NGL EUR – 20 Mbbls
- EUR (30 yr) – 656 Mboe (97% liquids)
- Capex US\$11million (7,500 ft lateral)⁶
- Opex US\$13,700/well/month + US\$2.8/boe

TMS Core Type Curve v TMS Production



Type Curve	Well EUR	Basis
TMS Core	656 Mboe	History match average of the most recent 15 wells spudded by Encana in 2014 (~7,200 ft stimulated lateral)
TMS Productivity Upside ^{8,9}	754 Mboe	15% uplift of the TMS Core Type Curve reflecting less than the industry average improvement in well performance (normalised) since 2014

TMS Base Case Economics – Key Assumptions



The production and opex assumptions are based on history and the capex costs are current third party service providers' estimates

Base Case Assumptions*

EUR (30 Years)

Gas	0.16	Bcf
Oil/Condensate	610	Mbbl
NGLs	20	Mbbl
EUR/well	656	Mboe

Well Cost US\$

Drilling	\$5.0	million
Completion	\$5.0	million
Tie in	\$1.0	million
Total Well Cost	\$11.0	million

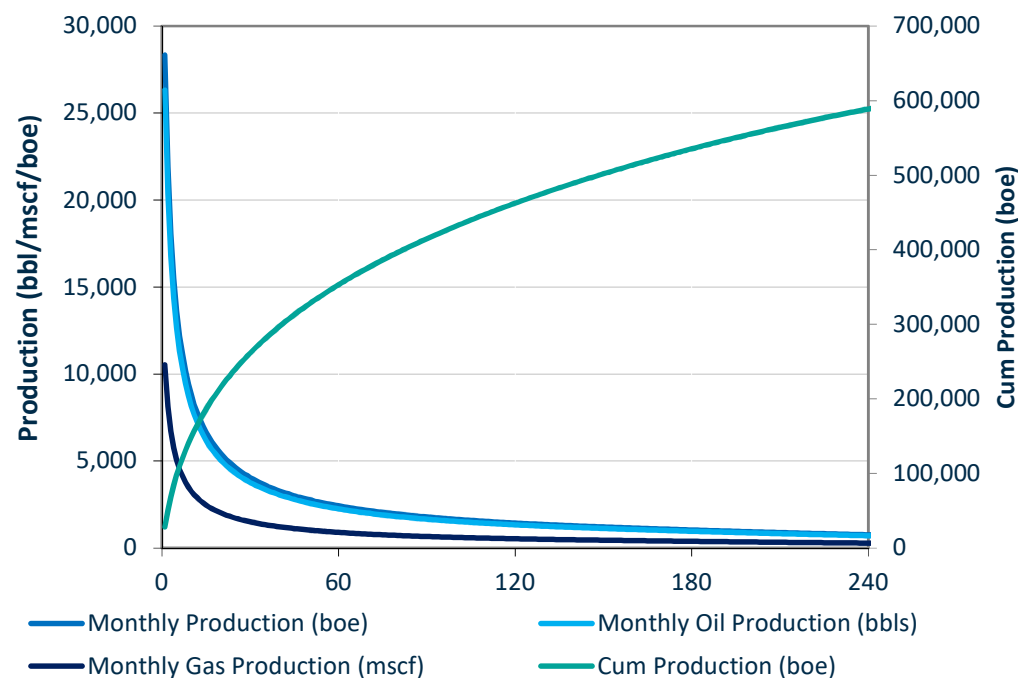
Operating Expenditure US\$

Fixed Opex	\$13,700	/well/month
Variable Opex	\$2.8	per boe

Other Assumptions

NRI	80%	
Realised Differential	+2.25	\$ per bbl
Abandonment cost	1.0%	of well cost
Escalation	2.0%	

Production Forecast



Oil Price - WTI US\$/bbl	Cashflow US\$ million	NPV10 US\$ million	IRR %	Payback Months
\$55.0	\$10.4	\$3.6	24%	31
\$65.0	\$15.0	\$6.5	37%	22
\$75.0	\$19.6	\$9.4	53%	16

* Economics based on 20 year cash flows from first production

Reserves and Resources Update



Maiden undeveloped reserve assessment

- As an ASX participant Australis reports to the SPE PRMS. This requires that undeveloped reserves are assessed within a 5 year development timeframe.
- For the purposes of the YE17 reserve assessment, development assumed a conservative 1 x rig from mid 2018 and 3 x rigs from 2019 and 4 x rigs from 2020, focused on HBP acreage and 9 undeveloped units, which is equivalent to ~35% of the Australis net acreage within the TMS core area and a total of 126 gross wells.
- Remaining acreage that has not been assessed for reserves was allocated contingent resource.
- The assumptions used for the reserves remains 250 acre spacing and the recovery factor for the resources is 9%, both conservative.

Reserve Categories	NRI Oil (MMbbls)
Proved Developed Producing	3.9
Proved Developed Non Producing	0.2
Proved Undeveloped	24.8
Total Proved (1P)	28.9
Probable	17.7
Total Proved + Probable (2P)	46.6
Possible	13.6
Total Proved + Probable + Possible (3P)	60.2
Low contingent resource (1C)	8.9
Most likely contingent resource (2C)	98.0
High contingent resource (3C)	177.8

Note: The above figures have been rounded for presentation purposes, arithmetic sums may not tally as a result

Financial & Operational Summary



Positive Field Cashflow financing overhead and land capex program in 2018

Key financial metrics	
Sales (WI – before royalties) exit rate December 2017	1,700 bbls/d
Sales (net – after royalties) exit rate December 2017	1,350 bbls/d
Sales Revenue (2017)	US\$23.3 million
Gross Profit (2017)	US\$11.0 million
Underlying EBITDAX (2017)	US\$2.4 million
Reported Loss	US\$(1.2) million
PDP and PDNP reserves (net – after Royalties)	4.1 million bbls
PDP and PDNP NPV(10) – as at 31 December 2017 (Ryder Scott)	US\$80 million
Cash as at 31 December 2017	US\$17 million
Proforma Cash at 31 December 2017 (post placement and net of costs of issue)	US\$47 million
Debt as at 1 March 2018	Nil
Hedges as at 1 March 2018:	
- LLS swaps @ US\$59 / bbl	54,000 bbls
- WTI collars (floor US\$55/bbl & ceiling US\$70/bbl)	52,000 bbls

Financing the Initial Drilling Program



Possible terms relating to the debt financing alternatives

- Based on ongoing discussions, Australis expects that the terms of potential debt financing alternatives under assessment, including any Norwegian bond, RBL and Term loan, might include the following key features:
 - Amount of committed funding: up to US\$50 - \$100 million to finance 4-10 new TMS wells.
 - Availability of funds: Drawdown to a portion of the funds may be contingent upon initial well performance hurdles
 - Security: For secured financing (RBL & Term loan) there would be usual guarantee and security requirements
 - Coupon Rate: Range between 7-12% depending on structure and specific terms
 - Term: 3 to 4 years, with moderate amortisation or repayments during the funding term
 - Fees: Customary upfront and drawdown fees payable for structured bank finance, customary investment bank advisory and book running fees for a bond issue and in certain circumstances, fees paid by way of equity consideration (e.g. options or warrants (less than 5% of issued capital) with exercise prices at premiums to share price
 - Financial Covenants: Maintenance and incurrence financial covenants as would be customary for each financing structure including one or more of the following: current ratio, liquidity reserve, leverage ratio and PDP value
 - General covenants: Customary positive and negative covenants and undertakings and typical events of default for each financing structure, including restrictions on additional debt incurrence and disposal of significant and/or secured assets
 - Conditions Precedent to Funding Commitments: Customary, including due diligence on title (for secured finance)
 - Early prepayment: Allowed under all financing alternatives, however the costs of prepaying for high yield bonds would be likely to require a make-whole payment in the initial years of the term with a decreasing premium on principal thereafter

There is no guarantee that any of the above financing alternatives will result in binding documentation, on terms similar to those set out above, or at all

Option Terms Summary



Grant dates	Exercise Price (A\$)	Vesting	Expiry	Number	Cash payable on exercise (A\$)
Directors, Executives & Management					
13 Nov 2015	\$0.25	Vested	31 Dec 2020	19,675,000	\$4,918,750
13 Nov 2015	\$0.30 (Series A)	Vested	31 Dec 2020	27,775,000	\$8,332,500
28 Apr 2016	\$0.30 (Series B)	Vested	31 Dec 2020	1,000,000	\$300,000
13 Nov 2015	\$0.35 (Series A)	13 Nov 2017 ^A	31 Dec 2022	27,600,000	\$9,660,000
13 Nov 2015	\$0.35 (Series B)	13 Nov 2018 ^A	31 Dec 2022	1,600,000	\$560,000
28 Apr 2016	\$0.35 (Series C)	13 Nov 2017 ^A	31 Dec 2022	1,000,000	\$350,000
28 Apr 2016	\$0.35 (Series D)	13 Nov 2018 ^A	31 Dec 2022	1,000,000	\$350,000
24 May 2016	\$0.275 (Series B, C, D)	See note ^B	24 May 2021	420,000	\$115,500
10 April 2017	\$0.3125 (Series A,B,C)	See note ^C	30 Nov 2021	420,000	\$131,250
18 Dec 2017	\$0.285	Vested	31 Dec 2022	500,000	\$142,500
18 Dec 2017	\$0.345	18 Dec 2018 ^A	31 Dec 2022	500,000	\$172,500
18 Dec 2017	\$0.400	18 Dec 2019 ^A	31 Dec 2022	500,000	\$200,000
				81,990,000	\$25,233,000
Investors - granted to subscribers on a 1 for every 2 new shares subscribed (A\$10.05MM placement – May 2016)					
16 May 2016	\$0.275 (Series A)	N/A ^D	30 Jun 2019	20,590,993	\$5,662,523

- A. Vesting of the Options is conditional upon continued holding of office or employment of the relevant Director or employee until the relevant vesting date
- B. Non Executive Director Options vest 33.3% on each anniversary from the date of appointment, 24 May 2016, subject to the Non Executive Director remaining a director of the Company
- C. Non Executive Director Options vest 33.3% on each anniversary from the date of appointment, 30 November 2016, subject to the Non Executive Director remaining a director of the Company
- D. No vesting condition applies to Options granted as part of Australis's private capital raising completed in May 2016 (pre IPO) to sophisticated investors at a price of A\$0.22 per new share to raise A\$10.05 million

Footnotes



1. All estimates and risk factors taken from Ryder Scott, report prepared as at 31 December 2017 and generated for the Australis concessions to SPE standards. See ASX announcement released on 30 January 2018 titled "Reserves and Resources Update Year End 2017". The analysis was based on a land holding of 95,000 net acres. Australis is not aware of any new information or data that materially affects the information included in the referenced announcement and all the material assumptions and technical parameters underpinning the estimates in the original announcement continue to apply and have not materially changed. Ryder Scott generated their independent reserve and contingent resource estimates using a deterministic method which is based on a qualitative assessment of relative uncertainty using consistent interpretation guidelines. The independent engineers using a deterministic incremental (risk based) approach estimate the quantities at each level of uncertainty discretely and separately.
2. All estimates and risk factors taken from Netherland, Sewell & Associates, report prepared as at 31 December 2016 and generated for the Australis concessions to SPE standards. See announcement titled "2016 Year End Resource Update" dated 25 January 2015. Australis is not aware of any new information or data that materially affects the information included in the referenced announcement and all the material assumptions and technical parameters underpinning the estimates in the original announcement continue to apply and have not materially changed. The contingent resource estimates are located in the Batalha Concession. NSAI generated their independent contingent resource estimates using a combination of deterministic and probabilistic methods
3. Includes 2P Reserves of 47 MMbbl and 2C Resources of 98 MMbbl
4. Base Case Type Curve averaging last 15 wells. The 15 Mississippi ECA wells are detailed in the appendix slide titled "Single Well TMS Core Type Curve"
5. Data sourced from the Mississippi Oil & Gas Board. Other TMS wells drilled by Goodrich, Halcon, Comstock and Sanchez
6. Australis TMS Core single well cost estimate is based on cost estimates received as at December 2017 from service providers for the drilling and completion of a 7,500ft horizontal well
7. Assumptions taken from company investor presentations since 2013 including : Goodrich, Halcon, Comstock and Encana.
8. TMS Core Type Curve – "TMS Productivity Upside" means a 15% increase in the TMS Core Type Curve to provide a sensitivity reflecting some of the potential upside in productivity improvements through advances in Drilling & Completion that have been made by operators in unconventional resource plays since the last ATS TMS well was spudded in 2014
9. Australis conducted analysis of public disclosures from 17 E&P Companies operating in 10 Unconventional Resource Plays in the USA. Analysis showed that E&P Companies reported well productivity improvements (normalised to lateral length) had increased between 0% and 50% from 2014 to 2017 with an average of 22%. E&P Companies include: EOG Resources, ConocoPhillips, Marathon Oil Corp, Chesapeake, OXY, RSP Permian, Cimarex, Continental Resources, Pioneer Natural Resources, Anschutz Exploration Corp, EP Energy, Hess, Baytex, Sanchez Energy Corp, Range Resources, EQT Resources, Antero Resources. Unconventional Resource Plays include: Delaware Basin, Midland Basin, Eagle Ford, Bakken, Haynesville Shale, SCOOP/STACK, Marcellus, Utica, Powder River Basin & DJ Basin
10. The Non HBP core leaseholds comprise leases within Mississippi and Louisiana. In addition to the leasehold extensions and acquisitions, in early November 2017, Australis acquired the remaining 50% WI in approximately 30,000 net acres from Paloma Partners.
11. Oil equivalent volumes are expressed in thousands of barrels of oil equivalent (Mboe), determined using the ratio of 6 Mscf of gas to 1 bbl of oil

Glossary



Unit	Measure	Unit	Measure
B	Prefix - Billions	bbl	Barrel of oil
MM or mm	Prefix - Millions	boe	Barrel of oil equivalent (1bbl = 6 mscf)
M or m	Prefix - Thousands	scf	Standard cubic foot of gas
/d	Suffix - per day	Bcf	Billion standard cubic foot of gas

Abbreviation	Description
TMS Core	The Australis designated productive core area of the TMS delineated by production history
WI	Working Interest
C	Contingent Resources – 1C/2C/3C – low/most likely/high
NRI	Net Revenue Interest (after royalty)
Net	Working Interest after deduction of Royalty Interests
NPV (10)	Net Present Value (discount rate), before income tax
HBP	Held by Production (lease obligations met)
EUR	Estimated Ultimate Recovery per well
WTI	West Texas Intermediate Oil Benchmark Price
LLS	Louisiana Light Sweet Oil Benchmark Price
2D / 3D	2 dimensional and 3 dimensional seismic surveys
PDP	Proved Developed Producing
PUD	Proved Undeveloped Producing
Probable	2P reserve
D, C & T	Drill, Complete and Tie-In
Royalty Interest or Royalty	Interest in a leasehold area providing the holder with the right to receive a share of production associated with the leasehold area
Field Netback	Oil and gas sales net of royalties, production and state taxes
Net Acres	Working Interest before deduction of Royalty Interests

Risk Factors



Investing in the placement involves inherent risks. Prospective investors should carefully consider, among other things, the risk factors set out below before making an investment decision. The list of risk factors is not exhaustive and there may be other risks relevant to Australis which are not stated herein. A prospective investor should carefully consider all the risks related to Australis, and should consult his or her own expert advisors as to the suitability of an investment in Australis. An investment in Australis entails significant risks and is suitable only for investors who understand the risk factors associated with this type of investment and who can afford a loss of all or part of the investment. Against this background, an investor should make a careful assessment of Australis and its prospects before deciding to invest.

Offer Risk. The proposed placement is not underwritten, and there is no guarantee applicants will settle. If settlement does not occur with respect to the placement, there is no assurance that Australis will be able to access and secure additional funding on reasonable terms or at all.

Australis is exposed to commodity risk. Australis develops onshore oil and gas assets and invests in companies engaged in the development and production of oil and gas. The prices of oil and gas are outside the control of Australis and fluctuate; the prices impact the availability and costs of opportunities for Australis, and any future revenue and profitability from the sale of oil and gas. Australis' strategy is predicated on the belief that the fundamental drivers are in place for a potential increase in oil prices in due course. There is no guarantee the oil price will increase.

Australis is exposed to financing risk. The assets and companies in which Australis invests in are capital intensive and require equity and debt financing in order to develop the projects in which they are involved. If Australis, or the assets or companies in which Australis invests in, are unable to obtain financing on beneficial terms it could have a material adverse effect on Australis's financial condition. As such Australis is exposed to interest risk on interest bearing current and non current liabilities following a placement of debt.

Australis is exposed to production risk. Within the TMS assets there are a number of producing wells that were drilled and operated by third parties, and many of these are now operated by Australis. There can be no guarantee that these wells will continue to, or any new wells drilled, will produce at the expected rates and / or for the predicted duration.

Australis is exposed to leasing / title risk. Australis has acquired and will continue to acquire Working Interests in leaseholds from mineral rights owners in Louisiana and Mississippi, USA. Certain TMS Leases are, at Australis' election, capable of renewal or extension. There is no guarantee that existing leases will be renewed, extended or reacquired prior to expiry or that leases on new areas will be acquired. The process of confirming defensible title on leases for oil and gas exploration and production has been performed by experts acting for Australis. If at any time title cannot be determined, it may have a financial impact on the value of that lease.

Australis is exposed to environmental risk. Investments in oil & gas assets involves an inherent exposure to environmental risk which may reduce profitability of certain projects. Significant liability could be imposed on Australis for damages, clean-up costs or penalties in the event of certain discharges into the environment, environmental damage caused by previous owners of properties purchased or used by Australis, acts of sabotage by third parties or non-compliance with environmental laws or regulations by Australis.

Australis is exposed to legal and regulatory risk. Changes in laws and regulations relating to ownership and the development of land could have an adverse effect on Australis's business. New laws may be introduced which may be retrospective and affect environmental planning, land use and development regulations. Furthermore, changes in tax legislation and/or increases in tax rates could have a material adverse effect on Australis's financial condition.

Risks associated with legal disputes. Australis may from time to time be involved in legal disputes and legal proceedings related to the group's operations or otherwise. Such disputes and legal proceedings may be expensive and time-consuming, and could divert management's attention from the group's business.

International Offer Restrictions



This document does not constitute an offer of new ordinary shares ("New Shares") of Australis in any jurisdiction in which it would be unlawful. In particular, this document may not be distributed to any person, and the New Shares may not be offered or sold, in any country outside Australia except to the extent permitted below.

Canada (British Columbia, Ontario and Quebec provinces)

This document constitutes an offering of New Shares only in the Provinces of British Columbia, Ontario and Quebec (the "Provinces") and to those persons to whom they may be lawfully distributed in the Provinces, and only by persons permitted to sell such New Shares. This document is not, and under no circumstances is to be construed as, an advertisement or a public offering of securities in the Provinces. This document may only be distributed in the Provinces to persons that are "accredited investors" within the meaning of NI 45-106 – Prospectus Exemptions, of the Canadian Securities Administrators.

No securities commission or similar authority in the Provinces has reviewed or in any way passed upon this document, the merits of the New Shares or the offering of New Shares and any representation to the contrary is an offence.

No prospectus has been, or will be, filed in the Provinces with respect to the offering of New Shares or the resale of such securities. Any person in the Provinces lawfully participating in the offer will not receive the information, legal rights or protections that would be afforded had a prospectus been filed and received by the securities regulator in the applicable Province. Furthermore, any resale of the New Shares in the Provinces must be made in accordance with applicable Canadian securities laws which may require resales to be made in accordance with exemptions from dealer registration and prospectus requirements. These resale restrictions may in some circumstances apply to resales of the New Shares outside Canada and, as a result, Canadian purchasers should seek legal advice prior to any resale of the New Shares.

Australis as well as its directors and officers may be located outside Canada and, as a result, it may not be possible for purchasers to effect service of process within Canada upon Australis or its directors or officers. All or a substantial portion of the assets of Australis and such persons may be located outside Canada and, as a result, it may not be possible to satisfy a judgment against Australis or such persons in Canada or to enforce a judgment obtained in Canadian courts against Australis or such persons outside Canada.

Any financial information contained in this document has been prepared in accordance with Australian Accounting Standards and also comply with International Financial Reporting Standards and interpretations issued by the International Accounting Standards Board. Unless stated otherwise, all dollar amounts contained in this document are in Australian dollars.

Statutory rights of action for damages and rescission

Securities legislation in certain of the Provinces may provide purchasers with, in addition to any other rights they may have at law, rights of rescission or to damages, or both, when an offering memorandum that is delivered to purchasers contains a misrepresentation. These rights and remedies must be exercised within prescribed time limits and are subject to the defenses contained in applicable securities legislation. Prospective purchasers should refer to the applicable provisions of the securities legislation of their respective Province for the particulars of these rights or consult with a legal adviser.

The following is a summary of the statutory rights of rescission or to damages, or both, available to purchasers in Ontario. In Ontario, every purchaser of the New Shares purchased pursuant to this document (other than (a) a "Canadian financial institution" or a "Schedule III bank" (each as defined in NI 45-106), (b) the Business Development Bank of Canada or (c) a subsidiary of any person referred to in (a) or (b) above, if the person owns all the voting securities of the subsidiary, except the voting securities required by law to be owned by the directors of that subsidiary) shall have a statutory right of action for damages and/or rescission against Australis if this document or any amendment thereto contains a misrepresentation. If a purchaser elects to exercise the right of action for rescission, the purchaser will have no right of action for damages against Australis. This right of action for rescission or damages is in addition to and without derogation from any other right the purchaser may have at law. In particular, Section 130.1 of the Securities Act (Ontario) provides that, if this document contains a misrepresentation, a purchaser who purchases the New Shares during the period of distribution shall be deemed to have relied on the misrepresentation if it was a misrepresentation at the time of purchase and has a right of action for damages or, alternatively, may elect to exercise a right of rescission against Australis, provided that (a) Australis will not be liable if it proves that the purchaser purchased the New Shares with knowledge of the misrepresentation; (b) in an action for damages, Australis is not liable for all or any portion of the damages that Australis proves does not represent the depreciation in value of the New Shares as a result of the misrepresentation relied upon; and (c) in no case shall the amount recoverable exceed the price at which the New Shares were offered.

Section 138 of the Securities Act (Ontario) provides that no action shall be commenced to enforce these rights more than (a) in the case of any action for rescission, 180 days after the date of the transaction that gave rise to the cause of action or (b) in the case of any action, other than an action for rescission, the earlier of (i) 180 days after the purchaser first had knowledge of the fact giving rise to the cause of action or (ii) three years after the date of the transaction that gave rise to the cause of action. These rights are in addition to and not in derogation from any other right the purchaser may have.

International Offer Restrictions



Certain Canadian income tax considerations: Prospective purchasers of the New Shares should consult their own tax adviser with respect to any taxes payable in connection with the acquisition, holding or disposition of the New Shares as any discussion of taxation related matters in this document is not a comprehensive description and there are a number of substantive Canadian tax compliance requirements for investors in the Provinces.

Language of documents in Canada: Upon receipt of this document, each investor in Canada hereby confirms that it has expressly requested that all documents evidencing or relating in any way to the sale of the New Shares (including for greater certainty any purchase confirmation or any notice) be drawn up in the English language only. Par la réception de ce document, chaque investisseur canadien confirme par les présentes qu'il a expressément exigé que tous les documents faisant foi ou se rapportant de quelque manière que ce soit à la vente des valeurs mobilières décrites aux présentes (incluant, pour plus de certitude, toute confirmation d'achat ou tout avis) soient rédigés en anglais seulement.

Norway

This document has not been approved by, or registered with, any Norwegian securities regulator under the Norwegian Securities Trading Act of 29 June 2007. Accordingly, this document shall not be deemed to constitute an offer to the public in Norway within the meaning of the Norwegian Securities Trading Act of 2007.

The New Shares may not be offered or sold, directly or indirectly, in Norway except to "professional clients" (as defined in Norwegian Securities Regulation of 29 June 2007 no. 876 and including non-professional clients having met the criteria for being deemed to be professional and for which an investment firm has waived the protection as non-professional in accordance with the procedures in this regulation).

United States

This document does not constitute an offer to sell, or a solicitation of an offer to buy, securities in the United States. The New Shares have not been, and will not be, registered under the US Securities Act of 1933 and may not be offered or sold in the United States except in transactions exempt from, or not subject to, the registration requirements of the US Securities Act and applicable US state securities laws.

United Kingdom

Neither this document nor any other document relating to the offer has been delivered for approval to the Financial Conduct Authority in the United Kingdom and no prospectus (within the meaning of section 85 of the Financial Services and Markets Act 2000, as amended ("FSMA")) has been published or is intended to be published in respect of the New Shares.

This document is issued on a confidential basis to "qualified investors" (within the meaning of section 86(7) of the FSMA) in the United Kingdom, and the New Shares may not be offered or sold in the United Kingdom by means of this document, any accompanying letter or any other document, except in circumstances which do not require the publication of a prospectus pursuant to section 86(1) of the FSMA. This document should not be distributed, published or reproduced, in whole or in part, nor may its contents be disclosed by recipients to any other person in the United Kingdom.

Any invitation or inducement to engage in investment activity (within the meaning of section 21 of the FSMA) received in connection with the issue or sale of the New Shares has only been communicated or caused to be communicated and will only be communicated or caused to be communicated in the United Kingdom in circumstances in which section 21(1) of the FSMA does not apply to Australis.

In the United Kingdom, this document is being distributed only to, and is directed at, persons (i) who have professional experience in matters relating to investments falling within Article 19(5) (investment professionals) of the Financial Services and Markets Act 2000 (Financial Promotions) Order 2005 ("FPO"), (ii) who fall within the categories of persons referred to in Article 49(2)(a) to (d) (high net worth companies, unincorporated associations, etc.) of the FPO or (iii) to whom it may otherwise be lawfully communicated (together "relevant persons"). The investments to which this document relates are available only to, and any offer or agreement to purchase will be engaged in only with, relevant persons. Any person who is not a relevant person should not act or rely on this document or any of its contents.

International Offer Restrictions



Hong Kong

WARNING: This document has not been, and will not be, registered as a prospectus under the Companies (Winding Up and Miscellaneous Provisions) Ordinance (Cap. 32) of Hong Kong, nor has it been authorised by the Securities and Futures Commission in Hong Kong pursuant to the Securities and Futures Ordinance (Cap. 571) of the Laws of Hong Kong (the "SFO"). No action has been taken in Hong Kong to authorise or register this document or to permit the distribution of this document or any documents issued in connection with it. Accordingly, the New Shares have not been and will not be offered or sold in Hong Kong other than to "professional investors" (as defined in the SFO and any rules made under that ordinance).

No advertisement, invitation or document relating to the New Shares has been or will be issued, or has been or will be in the possession of any person for the purpose of issue, in Hong Kong or elsewhere that is directed at, or the contents of which are likely to be accessed or read by, the public of Hong Kong (except if permitted to do so under the securities laws of Hong Kong) other than with respect to New Shares that are or are intended to be disposed of only to persons outside Hong Kong or only to professional investors. No person allotted New Shares may sell, or offer to sell, such securities in circumstances that amount to an offer to the public in Hong Kong within six months following the date of issue of such securities.

The contents of this document have not been reviewed by any Hong Kong regulatory authority. You are advised to exercise caution in relation to the offer. If you are in doubt about any contents of this document, you should obtain independent professional advice.

Singapore

This document and any other materials relating to the New Shares have not been, and will not be, lodged or registered as a prospectus in Singapore with the Monetary Authority of Singapore. Accordingly, this document and any other document or materials in connection with the offer or sale, or invitation for subscription or purchase, of New Shares, may not be issued, circulated or distributed, nor may the New Shares be offered or sold, or be made the subject of an invitation for subscription or purchase, whether directly or indirectly, to persons in Singapore except pursuant to and in accordance with exemptions in Subdivision (4) Division 1, Part XIII of the Securities and Futures Act, Chapter 289 of Singapore (the "SFA"), or as otherwise pursuant to, and in accordance with the conditions of any other applicable provisions of the SFA.

This document has been given to you on the basis that you are (i) an existing holder of the Company's shares, (ii) an "institutional investor" (as defined in the SFA) or (iii) a "relevant person" (as defined in section 275(2) of the SFA). In the event that you are not an investor falling within any of the categories set out above, please return this document immediately. You may not forward or circulate this document to any other person in Singapore.

Any offer is not made to you with a view to the New Shares being subsequently offered for sale to any other party. There are on-sale restrictions in Singapore that may be applicable to investors who acquire New Shares. As such, investors are advised to acquaint themselves with the SFA provisions relating to resale restrictions in Singapore and comply accordingly.